

# GOLDQUEST

TSXV: GQC

## An Emerging Mine Developer with Exploration Upside



[www.goldquestcorp.com](http://www.goldquestcorp.com)

JUNE 19, 2025

# FORWARD-LOOKING STATEMENTS

*Statements contained in this presentation that are not historical facts are forward-looking information that involves known and unknown risks and uncertainties. Forward-looking statements in this presentation include, but are not limited to, statements with respect to the pre-feasibility study for the Romero Project (the "PFS"), the results of the PFS, including the mine plan, the production schedule, infrastructure, capital and operating costs and financial analysis, opportunities to enhance the project economics, the advancement of Romero, the potential of the remaining resources and surrounding area, opportunities for growth beyond the mine plan, plans for Romero South, interpretation of the results of the PFS, the merits of the Company's mineral properties, mineral reserve and resource estimates, the Dominican Republic and the Company's plans, exploration programs and studies for its mineral properties, including the timing of such plans, programs and studies. In certain cases, forward-looking statements can be identified by the use of words such as "plans", "proposed", "has proven", "expects" or "does not expect", "is expected", "upside", "potential", "appears", "budget", "scheduled", "estimates", "forecasts", "goal", "at least", "intends", "anticipates" or "does not anticipate", or "believes", or variations of such words and phrases or state that certain actions, events or results "may", "could", "would", "should", "might" or "will be taken", "occur" or "be achieved".*

*Forward-looking statements involve known and unknown risks, uncertainties and other factors which may cause the actual results, performance or achievements of the Company to be materially different from any future results, performance or achievements expressed or implied by the forward-looking statements. Such risks and other factors include, among others, the assumptions and risks associated with the results of the PFS; commodity prices; changes in general economic conditions; market sentiment; currency exchange rates; the Company's ability to continue as a going concern; the Company's ability to raise funds through equity financings; risks inherent in mineral exploration; risks related to operations in foreign countries; future prices of metals; failure of equipment or processes to operate as anticipated; accidents, labor disputes and other risks of the mining industry; delays in obtaining governmental approvals; government regulation of mining operations; environmental risks; title disputes or claims; limitations on insurance coverage and the timing and possible outcome of litigation. Although the Company has attempted to identify important factors that could affect the Company and may cause actual actions, events or results to differ materially from those described in forward-looking statements, there may be other factors that cause actions, events or results not to be as anticipated, estimated or intended. There can be no assurance that forward-looking statements will prove to be accurate, as actual results and future events could differ materially from those anticipated in such statements. Accordingly, do not place undue reliance on forward-looking statements. All statements are made as of the date of this presentation and the Company is under no obligation to update or alter any forward-looking statements.*

*Forward-looking statements are based on assumptions that the Company believes to be reasonable, including expectations regarding mineral exploration and development costs; expected trends in mineral prices and currency exchange rates; the accuracy of the Company's current mineral resource estimates; that the Company's activities will be in accordance with the Company's public statements and stated goals; that there will be no material adverse change affecting the Company or its properties; that all required approvals will be obtained and that there will be no significant disruptions affecting the Company or its properties.*

*Certain technical information in this presentation was taken from the press released dated September 27, 2016 announcing the results of the Romero Project PFS.*

*The technical information in this presentation related to the PFS is based on information prepared by Mr. Makarenko, P.Eng. and Ms. McLeod, P.Eng. of JDS Energy & Mining Inc. ("JDS"), who are each a Qualified Person and independent of the Company as defined by NI 43-101.*

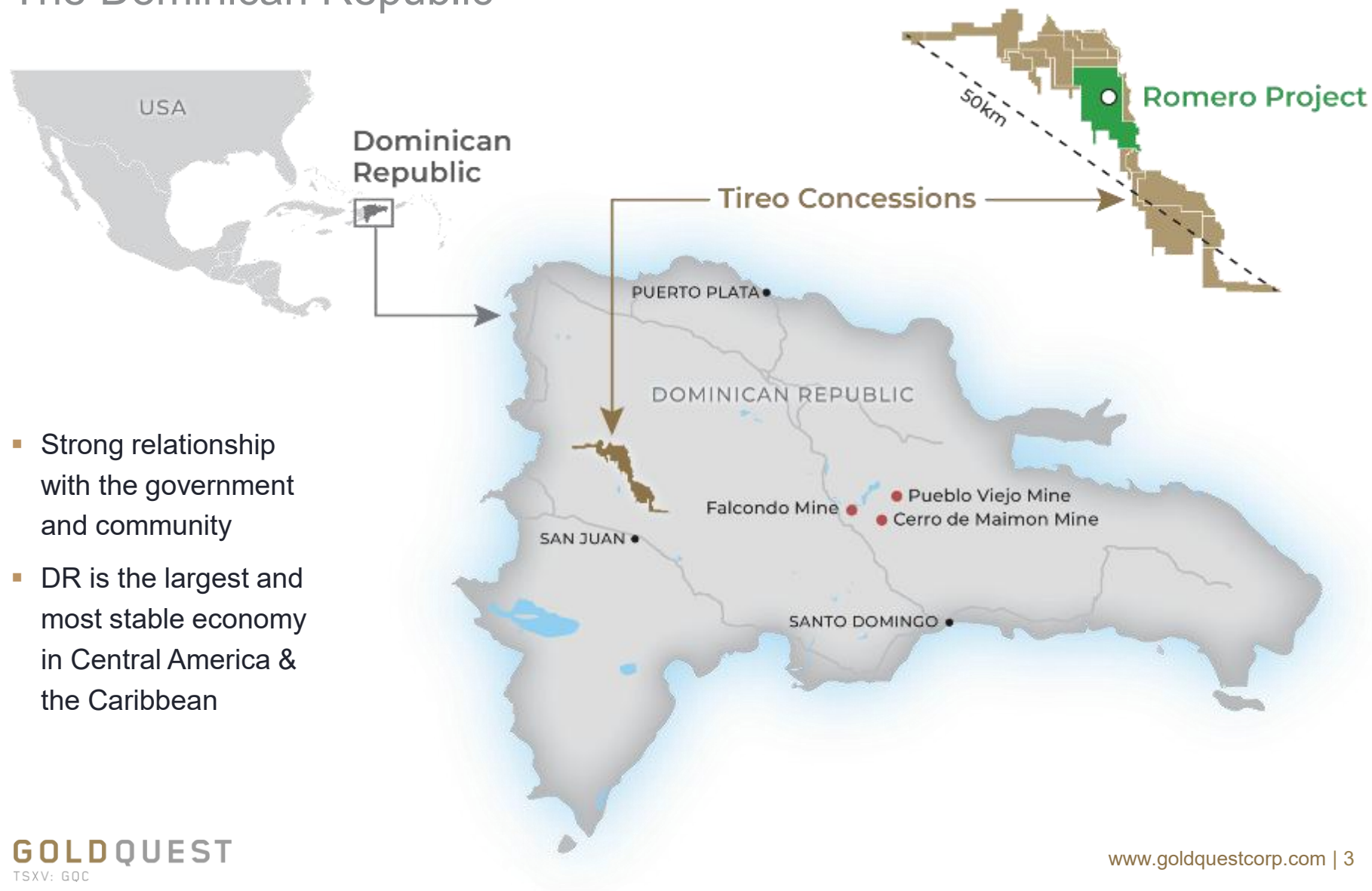
*Jeremy K. Niemi, P.Geo., VP Exploration of the Company, is the Qualified Person who supervised the preparation of the technical information related to exploration in this presentation.*

*Please refer to the Company's most recent Management's Discussion & Analysis (available at [www.sedar.com](http://www.sedar.com)) for further information regarding the Company and its mineral properties.*

*All values are in U.S. Dollars unless otherwise stated.*

# ROMERO PROJECT LOCATION

## The Dominican Republic



# GOLDQUEST (GQC.V)

## Developing – Romero Discovery

- Multi-million oz. Au/Cu discovery in 2012
- Latest PFS Nov. 2016: 28% IRR, NPV (5%) US\$202 million
- **Exploitation License approved by Mines Ministry Jan 2018**
- **Awaiting Terms of Reference**
- EIA/BFS to follow Approval

## Exploring – Discovery in 2017 – Where is the next

- The 50-km long belt includes Romero
- Many drill-ready targets planned
- Cachimbo: Gold-Rich Polymetallic Discovery (2017)
- 5 m @ 14 g/t gold, 74 g/t silver, 12% zinc, 1 % copper
- 21 m @ 10 g/t Au Eq.

## Well Financed & Efficient

- Major shareholder: AGNICO EAGLE
- +C\$15 million cash-in-hand (Jan 2025)
- Careful with funds (discovery costs to date = \$10/oz)

## Accelerating News-flow – Post Exploitation License

- Feasibility study, ESIA, permitting, owners team, financing and exploration and targeted drilling



# MANAGEMENT TEAM

Veteran Team with DR Experience



**Luis Santana, CEO**

- Former CEO Cardinal Namdini – Ghana
- Former CEO Veladero – Argentina
- Former Ops Mgr Barrick PV – Dom. Rep.



**Paul Robertson, CFO - CA, CPA**

- Former CFO Grayd Resources (acquired by Agnico Eagle)



**Felix Mercedes, Country Manager**

- Former Director of Mining & Petroleum Chamber in the DR



**Leandro Sastre, VP Expl. - P. Geo**

- Seasoned geologist with 25 years experience
- Former VP of Exploration for Latin America & Asia-Pacific region - Barrick

**Diverse** - A combination of expertise with members from the Canada, Dominican Republic & Switzerland

# BOARD OF DIRECTORS

Technical & Financial Expertise



**Frank Balint, Chairman**

- Mining executive >35 years including INMET



**Florian Siegfried, Director - MBA**

- Finance executive and fund manager >15 years mining experience



**Bill Fisher, Director**

- Former CEO Globestar, Chairman Aurelian and VP Exploration of Boliden



**Julio Espallat, Director - M.Eng**

- Retired as full-time CEO Q3 '17
- Former Country Manager Globestar



**Patrick Michaels, Director**

- Retired as full-time CEO Q3 '17
- Former Country Manager Globestar



**Charles Reid Bermudez, Director – M.Sc.**

- Executive of DAF Management



# GOLDQUEST'S FOCUS



## Commitment to Social and Community

- Strengthening relationships with local communities through sustainable initiatives.
- Sponsoring the province's eco-tourism development plane, fostering economic diversification.
- Leading a reforestation program for the San Jaun River catchement – 67,000 trees already plated to date.
- Establishing and supporting a fisherman's cooperative at the Samaneta Dam, promoting economic self-sufficiency.

## Environmental & Regulatory Compliance

- Environmental and Social Impact Assessment (EISA) aligned with Terms of Reference from the Ministry of Environment and Natural Resources, received June 11, 2025.
- GoldQuest has engaged **AECOM**, a globally recognized environmental consulting firm, will lead the EISA process for the Romero Project.
- GoldQuest is committed to exceed local environmental and social requirements by applying international best-practices.

# GOLDQUEST'S FOCUS



## Advancing the Romero Project - BFS

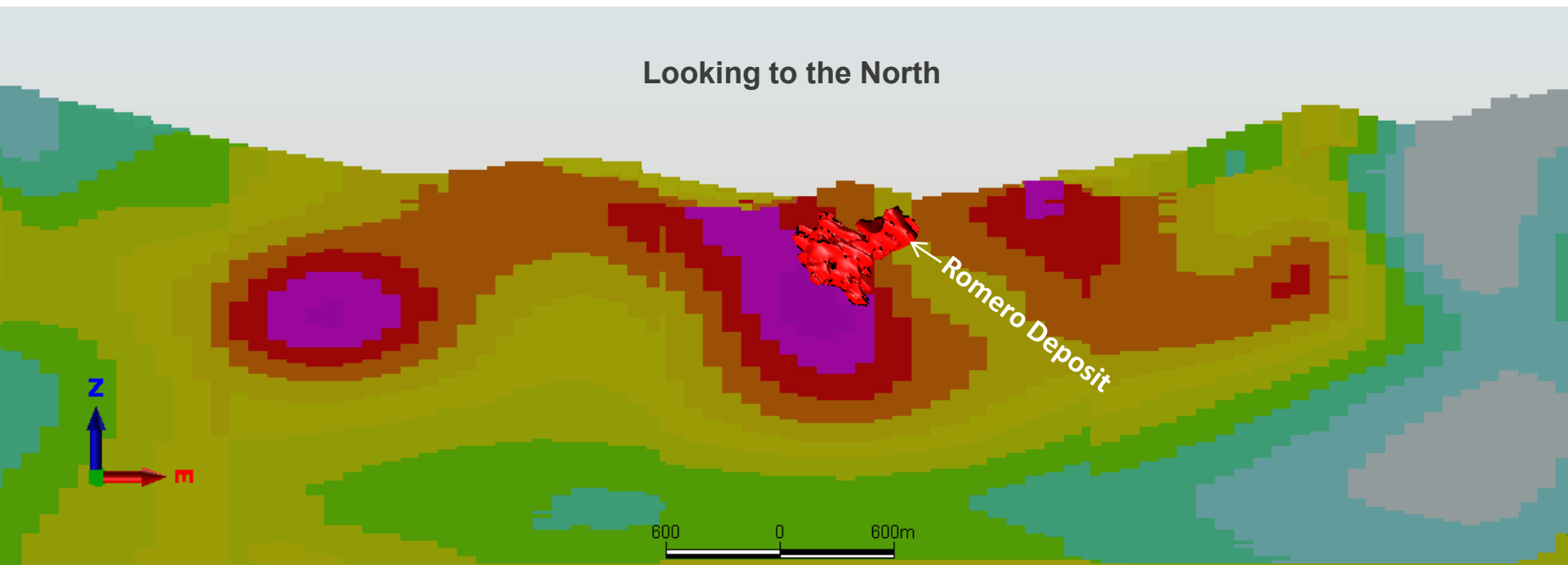
- Developing a streamlined scalable mining plan – a 7 Mt reserve with simple, efficient 'starter mine' approach.
- Higher gold process present significant upside potential beyond the existing mine plan.
- Select and Contract an engineering consultant to begin BFS during Q2 - 2025.

## Reactivating Exploration in the Tireo Belt

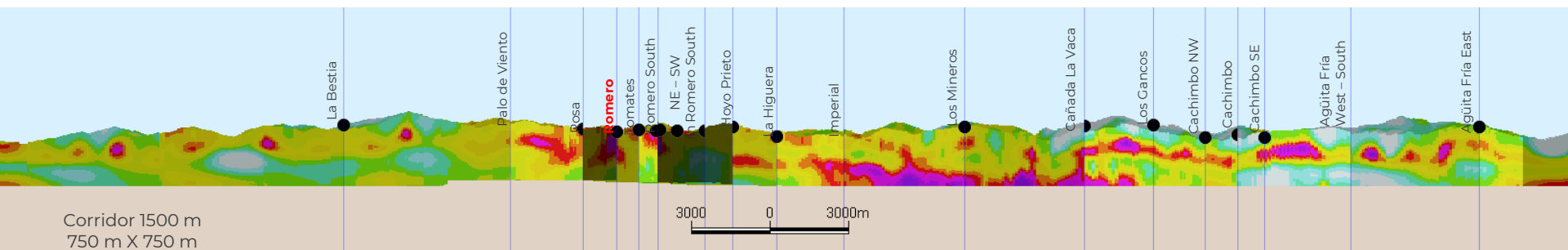
- Advancing exploration following the promising Cachimbo discovery (2017)
- Resume drilling in multiple high- potential targets across the Tireo Belt.

# GEOTECH ZTEM SYSTEM RESISTIVITY

## Depth Image



## Long Section (Fence)





# ROMERO MINE

## Gold-Copper Starter Mine

only considers 35% of current M&I Resource

View Looking North

Production Ramp

Ventilation

Access Ramp

Surface Portal

■ Remaining Mineral Resources

- 2,800 tpd – 75% Longhole
- Large Stopes (up to 20m x 20m x 50m)
- Options to expand mine as metal prices rise

# THE ROMERO PROJECT

## PFS: Responsible Mine Design

### Minimal Surface Impact

- Small surface footprint over underground mine, thus minimal affect on landscape

### Return Wasterock Underground

- 65% of waste rock will be returned underground as backfill

### No use of Cyanide

- A gold/copper concentrate product will be shipped to international smelters

### No use of Water from the San Juan River

- Run-off water recirculated to supply mine's needs

### Compact & Inert Dry Stack Tailings

- No use of tailing ponds or dam structures
- 35% of waste rock will be filtered, dried & placed in a dry stack storage facility designed with to be seismic & hurricane resistant

### And more...

- Ventilation fans will be located underground to reduce noise
- No relocation of local Hondo Valle Village, or any settlements
- For more detail see GQC's PFS (November, 2016)



# GOLDQUEST'S ROMERO GOLD/COPPER MINE

## Prefeasibility Study (to be upgraded in BFS)

**NPV\*** 5%  
**\$203M**


**IRR\***  
**28%**  
AFTER TAX

**AISC\***  
**\$595/oz**  
AuEq.\*\*

**PAYBACK**  
**2.5 YRS**

### HOLE LTP-94

158.6m to  
160.0m  
288.6 g/t Gold  
5.6% Copper



Polished Core

- Currently in the permitting phase to achieve Exploitation License
- Preliminary Feasibility Study (PFS) published November 11<sup>th</sup>, 2016

\* Net Present Value ("NPV"), Internal Rate of Return ("IRR"), All-In Sustaining Costs ("AISC")

\*\* Gold Equivalent ("AuEq.") ounces are calculated as follows: Au oz. payable + ((Cu lbs. payable \* \$2.50/lb.) + (Ag oz. payable \* \$20/oz.))/ \$1,300 oz.)



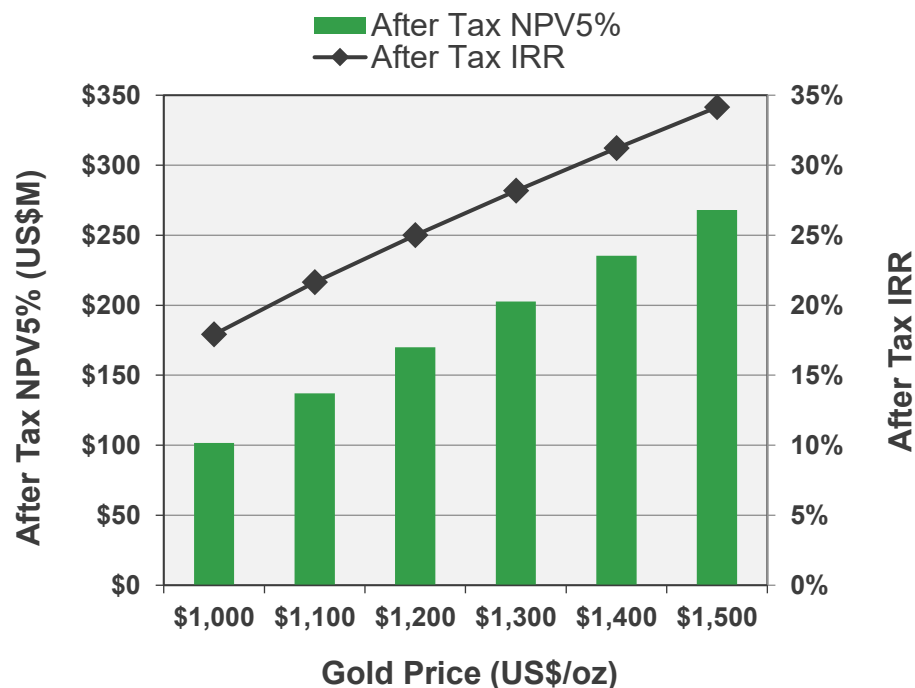
# ROMERO MINE 2016 PFS Highlights

## Low Capex, High IRR, Scalable Deposit

### PFS Summary Results At US\$1300 Au / US\$2.50/lb Cu

Start-Up CAPEX	\$158M
Sustaining CAPEX	\$92M
Throughput	2,800 tpd
Mining Method	Underground LHOS & Cut and Fill
Life of Mine	8 Years
Head Grade AuEq	5 g/t AuEq
Annual Production	109Koz AuEq
Recoveries	Gold - 78% Copper - 95%
All in Sustaining Cash Costs	US\$595/oz
After Tax NPV*	\$203M
After Tax IRR *	28%

## After-Tax NPV & IRR Sensitivity to Gold Price



*Robust at Significantly Lower Metal Prices  
and Excellent Leverage to Higher Prices*

\* Pre-feasibility Study ("PFS"), Net Present Value ("NPV"), Internal Rate of Return ("IRR"), All-In Sustaining Costs ("AISC")

\*\* Gold Equivalent ("AuEq.") ounces are calculated as follows: Au oz. payable + ((Cu lbs. payable \* \$2.50/lb.) + (Ag oz. payable \* \$20/oz.))/ \$1,300 oz.)

# APPENDIX A: GOLDQUEST'S ROMERO PROJECT P.F.S.

## Mineral Reserve & Resource Estimate

### Romero Mineral Reserve Estimate

Mine Reserves	Tonnes	Au		Ag		Cu		Au Eq <sup>(1)</sup>	
(Cutoff \$70 NSR) <sup>(2)</sup>		(g/t)	(oz)	(g/t)	(oz)	(%)	(M lb)	(g/t)	(oz)
Total Probable	7,031,000	3.72	840,000	4.33	980,000	0.88	136	4.9	1,117,000

(1) Au equivalent metal prices: Au \$1,300/oz Cu \$2.50/lb Ag \$20.00/oz

(2) Cutoff NSR metal prices: Cu Au \$1,250/oz \$2.50/lb Ag \$17.00/oz; Recovery: Au-71.7 Cu-96.8 Ag-54.4, Payable: Au-90.0 Cu-96.5 Ag-95.0, TCRC: \$257.83/dmt, Cu concentrate 20%

### Romero Mineral Resource Estimate

Category	Zone	Tonnes	Au (g/t)	Cu (%)	Zn (%)	Ag (g/t)	AuEq (g/t)	Au Ounces	AuEq Ounces
Indicated	Romero	18,390,000	2.57	0.65	0.31	4.2	3.43	1,520,000	2,028,000
	Romero South	1,840,000	3.69	0.25	0.18	1.6	4.01	218,000	237,000
Total Indicated Mineral Resources		20,230,000	2.67	0.61	0.30	4.0	3.48	1,738,000	2,265,000

Inferred	Romero	2,120,000	1.80	0.39	0.36	3.2	2.32	123,000	158,000
	Romero South	900,000	2.57	0.20	0.21	2.1	2.84	74,000	82,000
Total Inferred Mineral Resources		3,020,000	2.03	0.33	0.32	2.9	2.47	197,000	240,000

(1) Effective data for the Mineral Resource is September 27, 2016

(2) Mineral Resources which are not mineral reserves do not have demonstrated economic viability. The estimate of Mineral Resources may be materially affected by environmental, permitting, legal, title, taxation, sociopolitical, marketing or other relevant issues.

(3) The quantity and grade of reported Inferred Resources in the estimation are uncertain in nature and there has been insufficient exploration to define these Inferred Resources as an Indicated or Measured Mineral Resource and it is uncertain if further exploration will result in upgrading them to an Indicated or Measured Mineral Resource category.

(4) Gold Equivalent Metal prices used were \$1,400/oz Au, \$20.00/oz Ag and \$2.50/lb Cu and recoveries of 78.1% for gold, 94.6% for copper and 58.6% for silver.

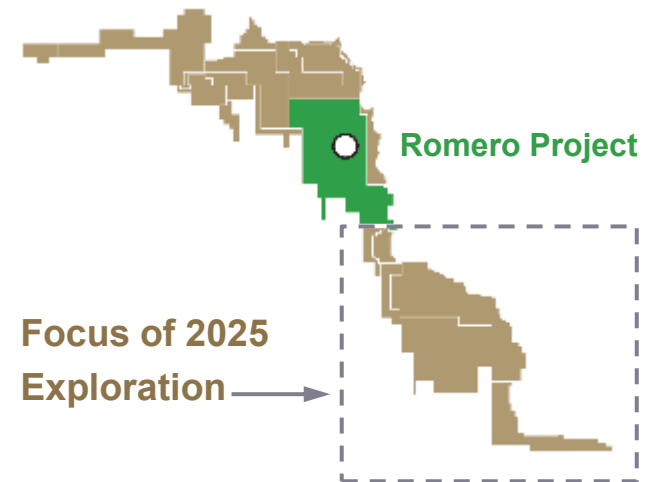
(5) Columns may not calculate precisely due to rounding errors.





# EXPLORATION

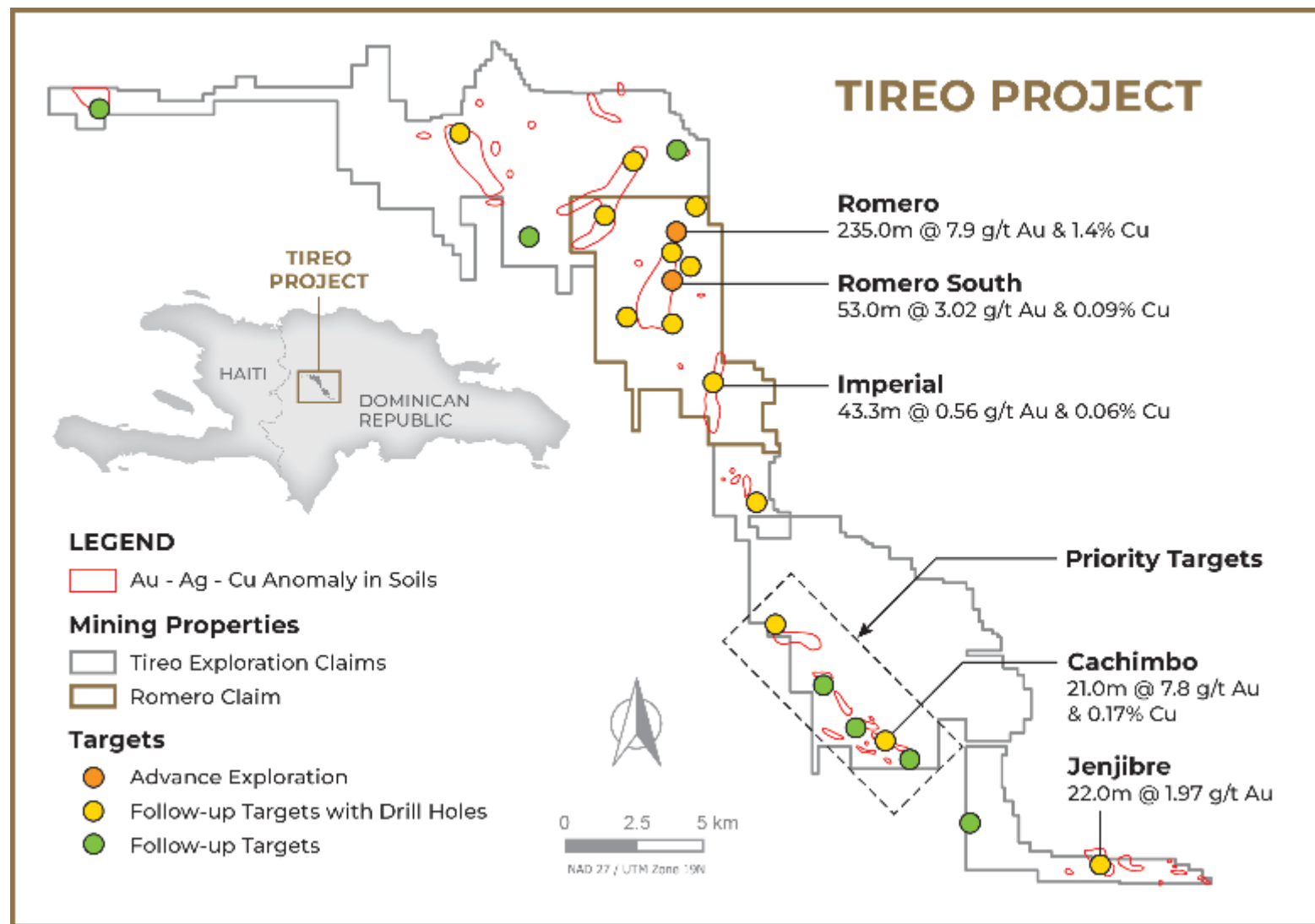
## Tireo Concessions



Focus of 2025  
Exploration →

The Romero Project is only  
part of GoldQuest's emerging  
Tireo Mining District

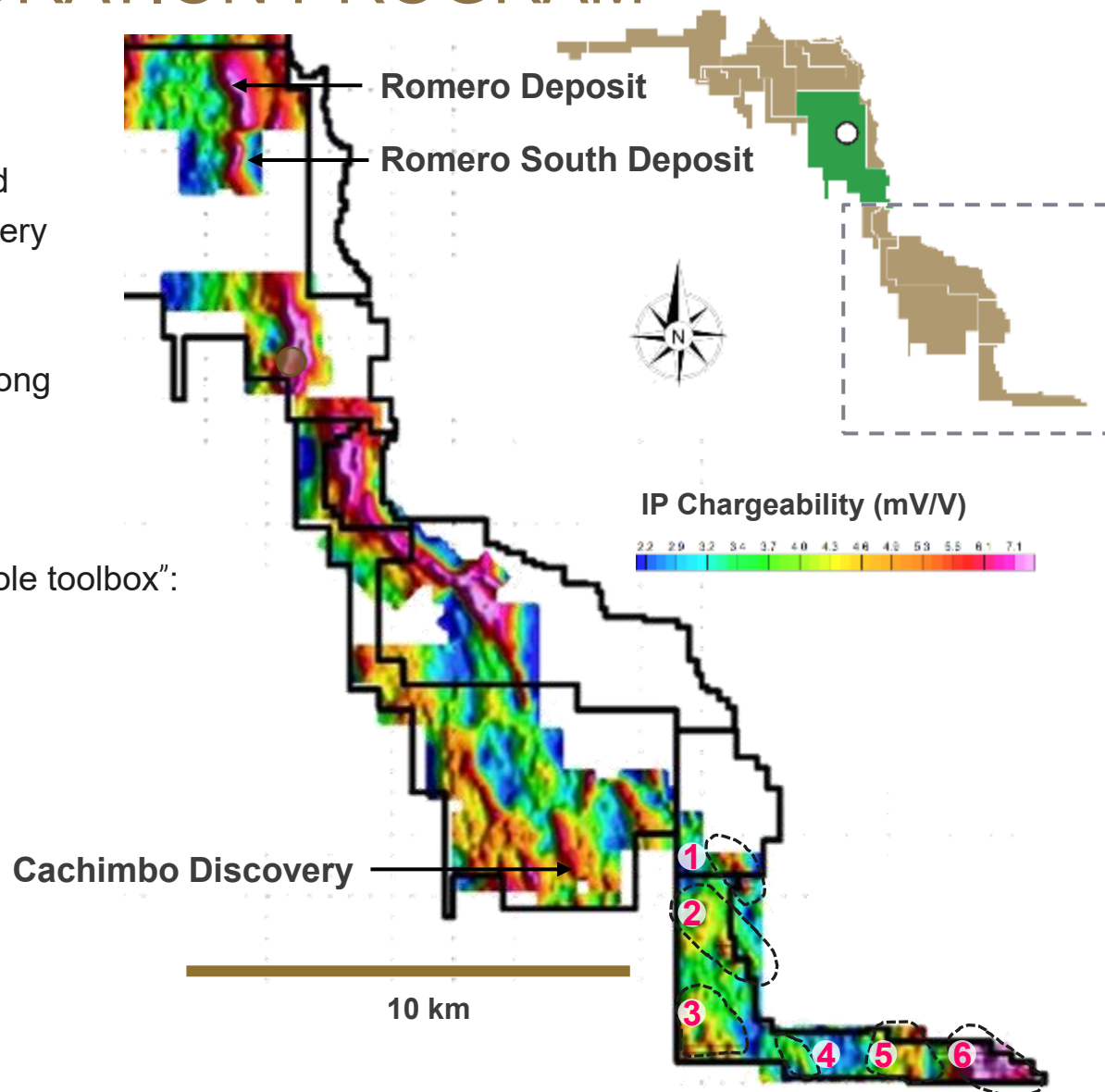
# ONGOING EXPLORATION PROGRAM



# ONGOING EXPLORATION PROGRAM

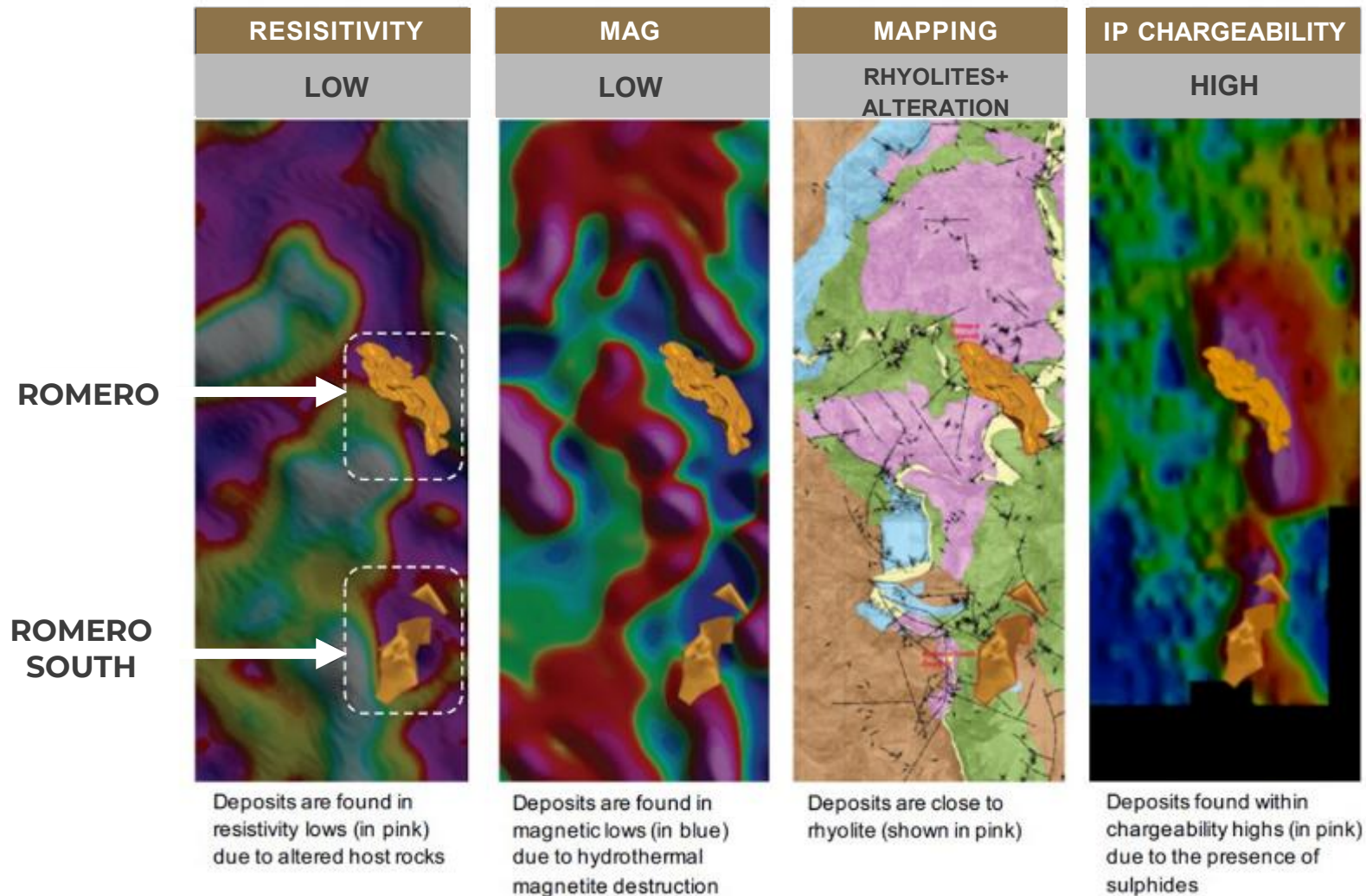
## Exploring the Tireo Belt

- Targets occur along the mineralized trend hosting the Cachimbo Discovery and the Romero Deposits
- These deposits occur in clusters along plate boundaries – we are on the Atlantic/Caribbean boundary
- Target generation by “using the whole toolbox”:
  - IP Chargeability
  - Detailed mapping
  - Rock types
  - Alteration
  - Airborne Mag/EM
  - Large scale soil sampling
  - Further drilling planned



# POTENTIAL ALONG THE 50 KM TIREO PROJECT

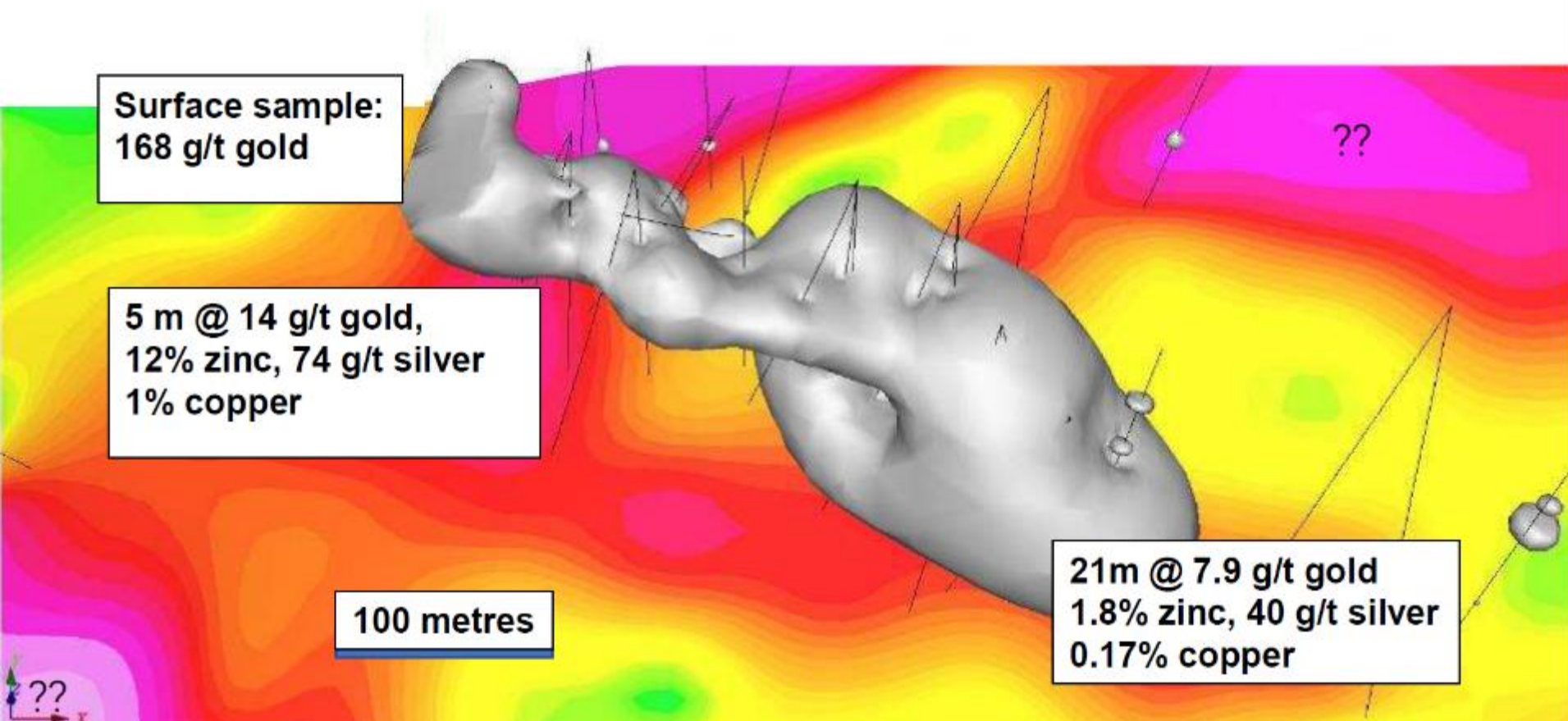
How does Romero help to find more Gold?





# GOLDQUEST'S CACHIMBO DISCOVERY

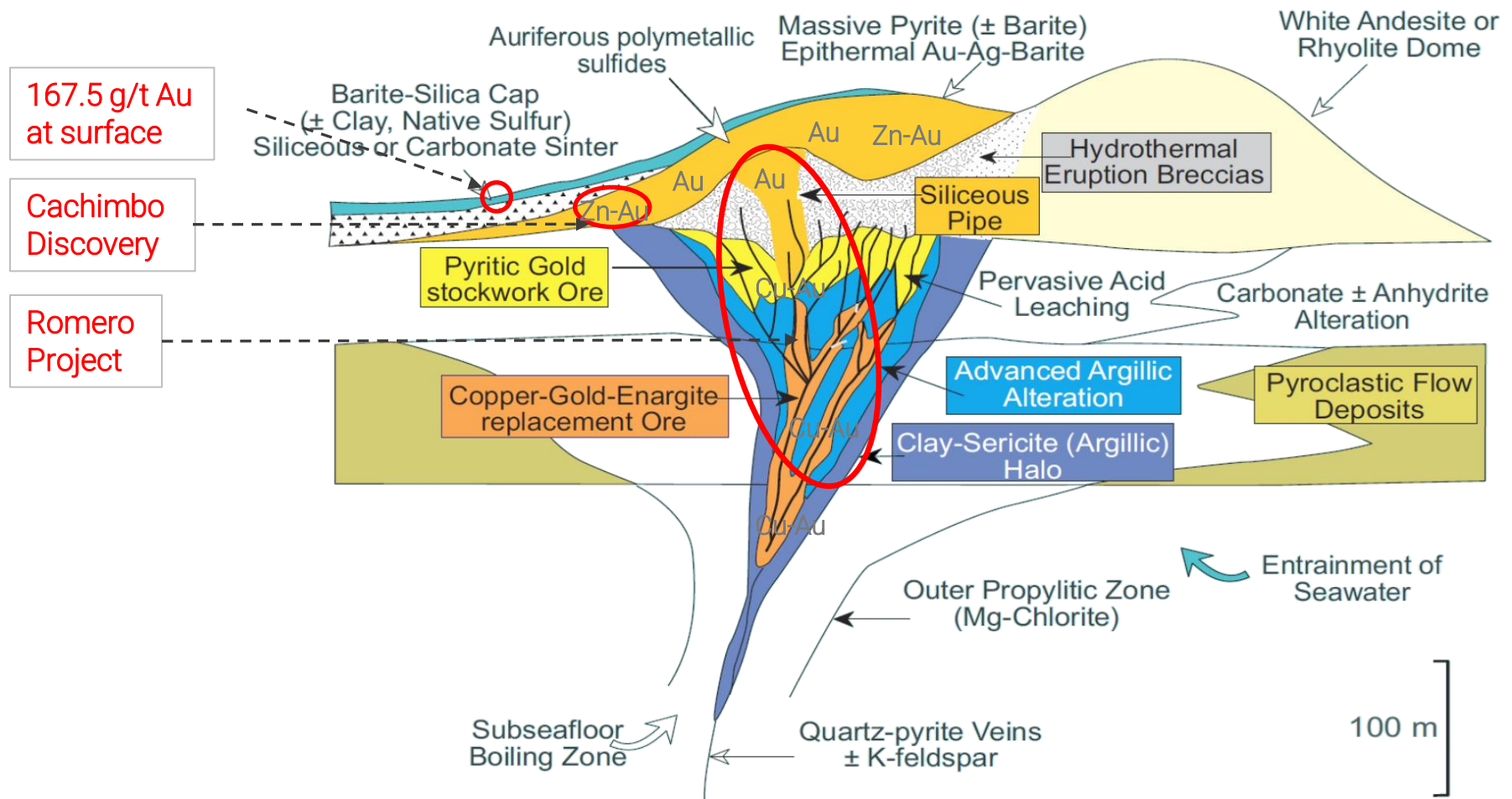
Romero Style mineralization – Open in all directions





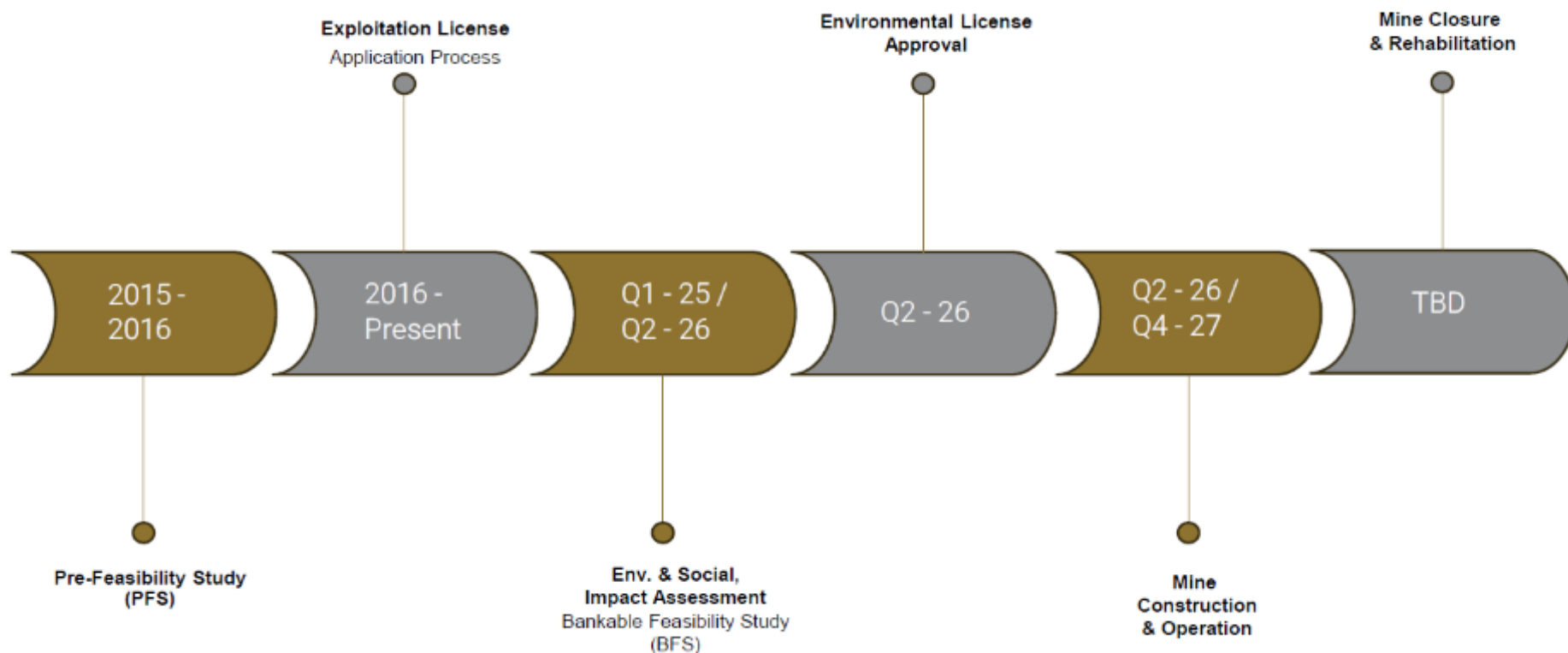
# APPENDIX B GEOLOGICAL MODEL OF THE TIREEO BELT

## Gold-Rich VMS Clan



# Romero Mine Development

## Permitting a Mine in the Dominican Republic



### Permitting Process

Following the issuance of the Environmental License, the Exploitation License must be secured prior to initiating mine construction and commencing operational activities.

# Thank You



## Share Information

Market Capitalization**	~C\$259.4M
Shares Outstanding (Basic)	305,226,336
Shares Outstanding (Fully Diluted)	331,446,336
Cash*	+14.2 M
Stock Price**	C\$0.85



\* Cash as of Mar 31<sup>st</sup>, 2025, Q125 FS.

S/O and Cash position will change  
again after financing fully closes.

See news May14, 2025.

\*\*Price as of Close, Jun 18, 2025

## Contact Information

### Corporate Head Office

GoldQuest Mining Corp.  
Ave. Gustavo Mejia Ricart 102, Edif.  
Corporativo 2010, Suite 302, SD, RD.

Telephone: (809) 385-2222

Luis Santana, CEO (809) 224-0629  
[lsantana@goldquestcorp.com](mailto:lsantana@goldquestcorp.com)

Dan McIntyre, IR (604) 488-9818  
[dmcintyre@goldquestcorp.com](mailto:dmcintyre@goldquestcorp.com)

General Email  
[investorrelations@goldquestcorp.com](mailto:investorrelations@goldquestcorp.com)

### Share Information

For up-to-date share information,  
please visit our website at

[www.goldquestcorp.com](http://www.goldquestcorp.com)